



Be

seen

with an EPQ

Set yourself apart
from the rest

AQA 
Realising potential

Discover your true passions

This isn't your ordinary A-level. You really can do an EPQ in anything. What are you passionate about? What annoys you? What have you always wanted to know more about?

Some examples of past projects:

Take a look at some of these examples of past EPQs.



Should the care of those suffering with Alzheimer's be the responsibility of the government?



Should French & English be the languages of the UN?



Are serial killers born or made?



How do dimples affect the aerodynamic drag of a golf ball?



Were the Crusades really Holy Wars?



Chernobyl vs Deepwater Horizon- which had the most impacts and why?



How sustainable is the financial inequality between teams in the English Premier League?



How can we help those suffering from elderly loneliness?



Why was Operation Market Garden unsuccessful?

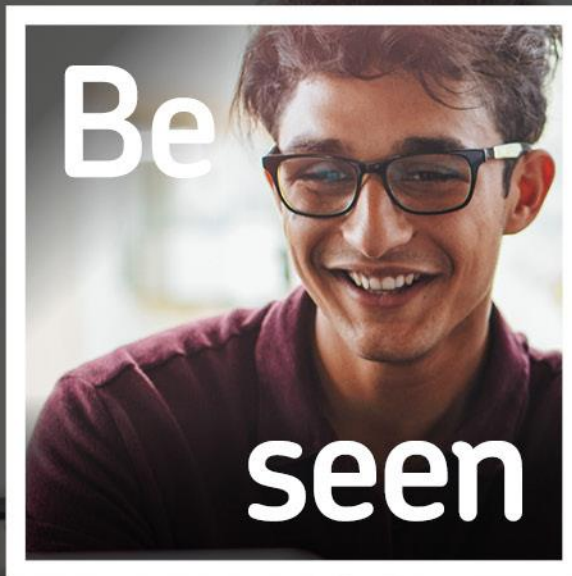


To what extent has fast fashion impacted global inequality?

Starter – What is a Project?

- Think: What makes a good independent project?
- When have you worked on something independently before?
- When have you worked on skills such as independent thinking, research & planning?

Be seen by universities



Be seen by universities

**Increase
chance of
achieving
A-level A*-B
by up to
29%**

**Worth half
an A-level
in terms of
UCAS points**

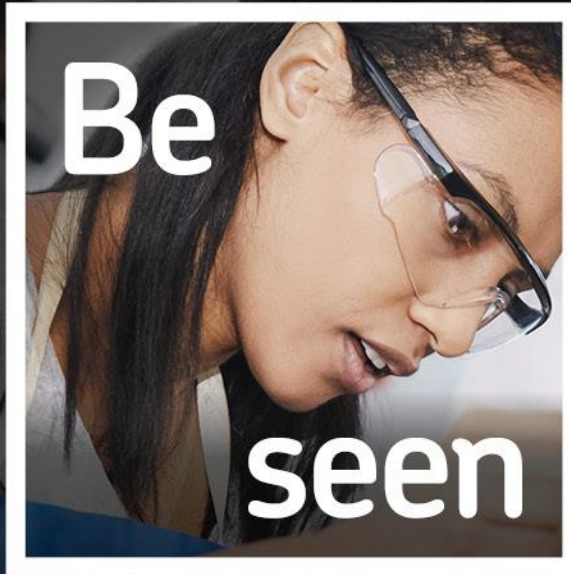
**Learn how
to work
independently
on your own
topic**

**Receive lower
offers from
some
universities**

**Discuss in
university
interviews**

**Learn
how to
research and
reference**

Set yourself apart from the rest



Why complete an EPQ?

EPQ and *Application* to Higher Education

Undertaking an Extended Project *can* support your application to Higher Education by:

- **Reducing the level of an offer**
- **Giving your application preference**, on highly selective courses over students who have not undertaken *EPQ*
- Providing a focus for valued content within your **personal statement**
- Providing a **major focus for interview** discussion

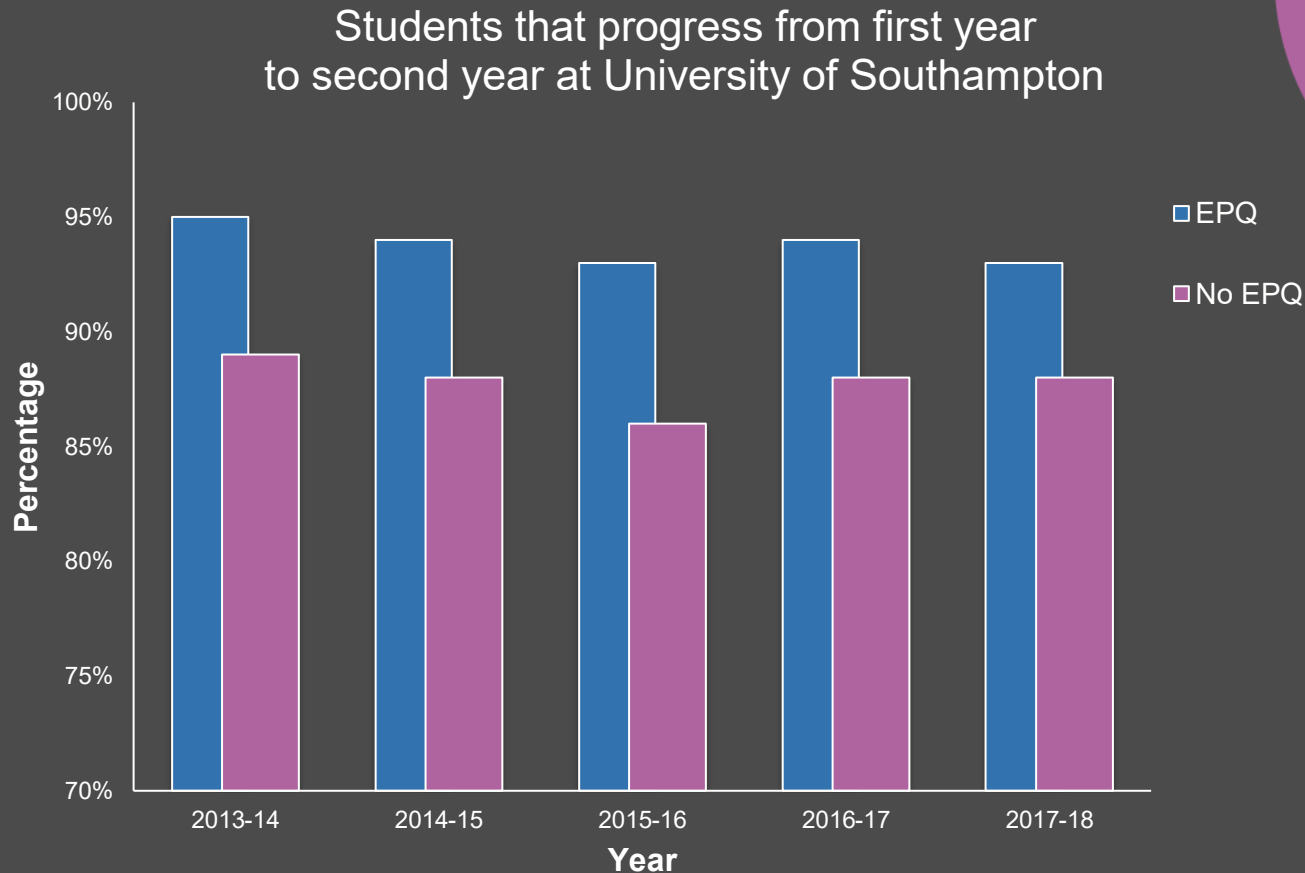
Don't take my word
for it...

“The **University of Bristol** recognises that some A Level students may also choose to take the Extended Project. In some cases, we may make two alternative offers, one of which involves success in the Extended Project (e.g. either AAA at A Level or AAB at A Level plus Extended Project)”.

Oxford University – “You will be a more convincing applicant if you can demonstrate breadth of reading and independent research into your chosen subject required by an EPQ”



Set yourself apart from the rest



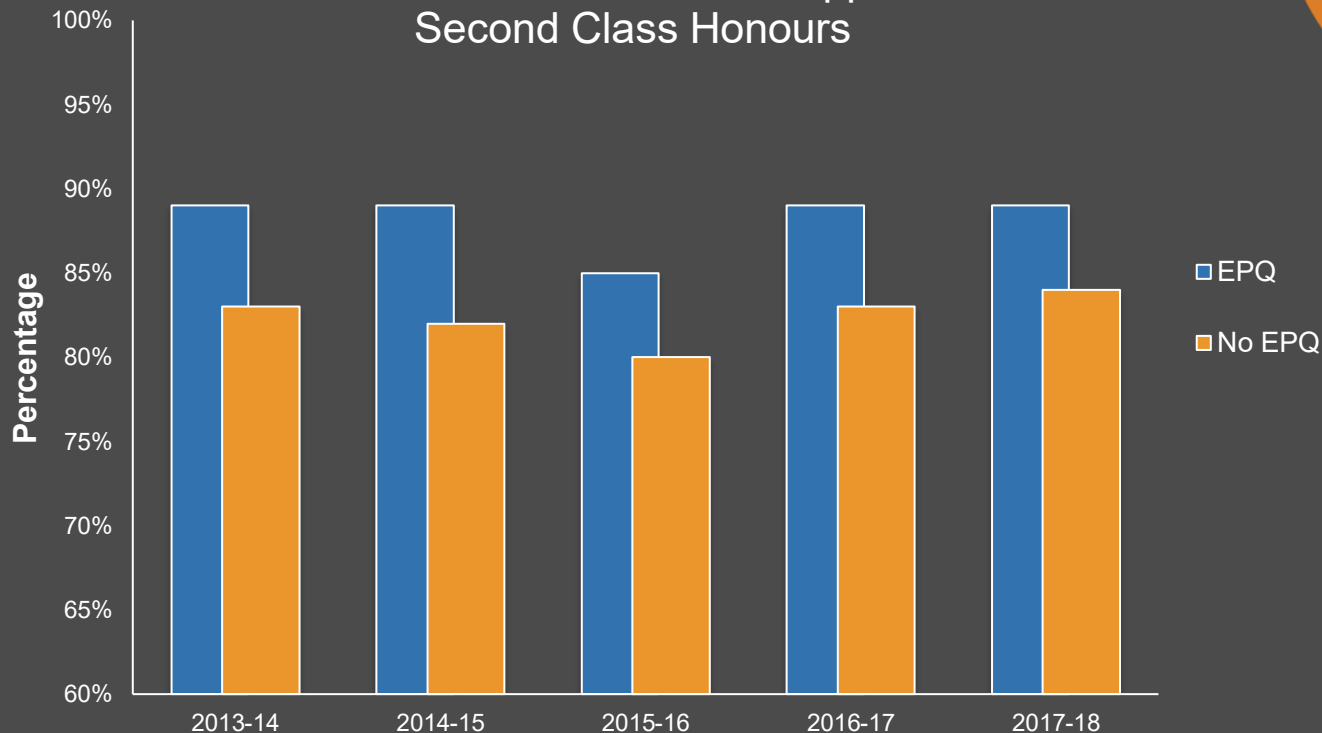
Less likely to leave university after the first year



University of Southampton and Thompson, 2018

Set yourself apart from the rest

University of Southampton student achieving
First Class Honours or Upper
Second Class Honours



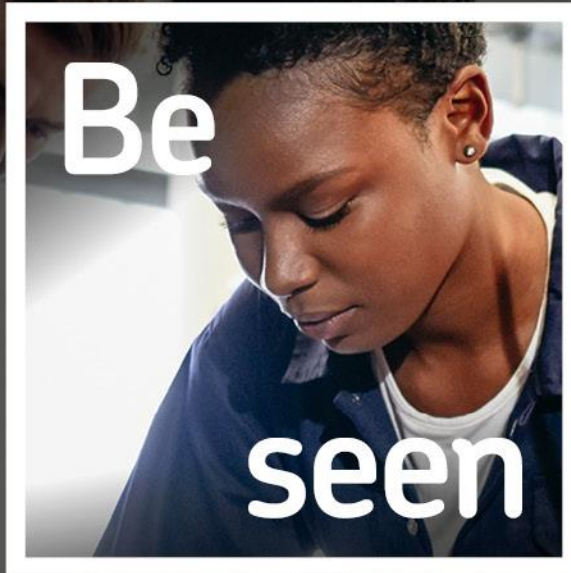
More likely
to obtain
1st or 2:1

Thompson and Jones
(2016)



University of Southampton
and Thompson, 2018

Be seen in the workplace



Be seen in the workplace

Even if Higher Education isn't your end goal, or you're looking beyond Higher Education, completing an EPQ will set you up with some key skills for the workplace,

**Gain
CV-worthy
skills**

**Learn
how to
interview**

**Improve
your
planning
skills**



**Learn how
to reflect on
work and
suggest
improvements**

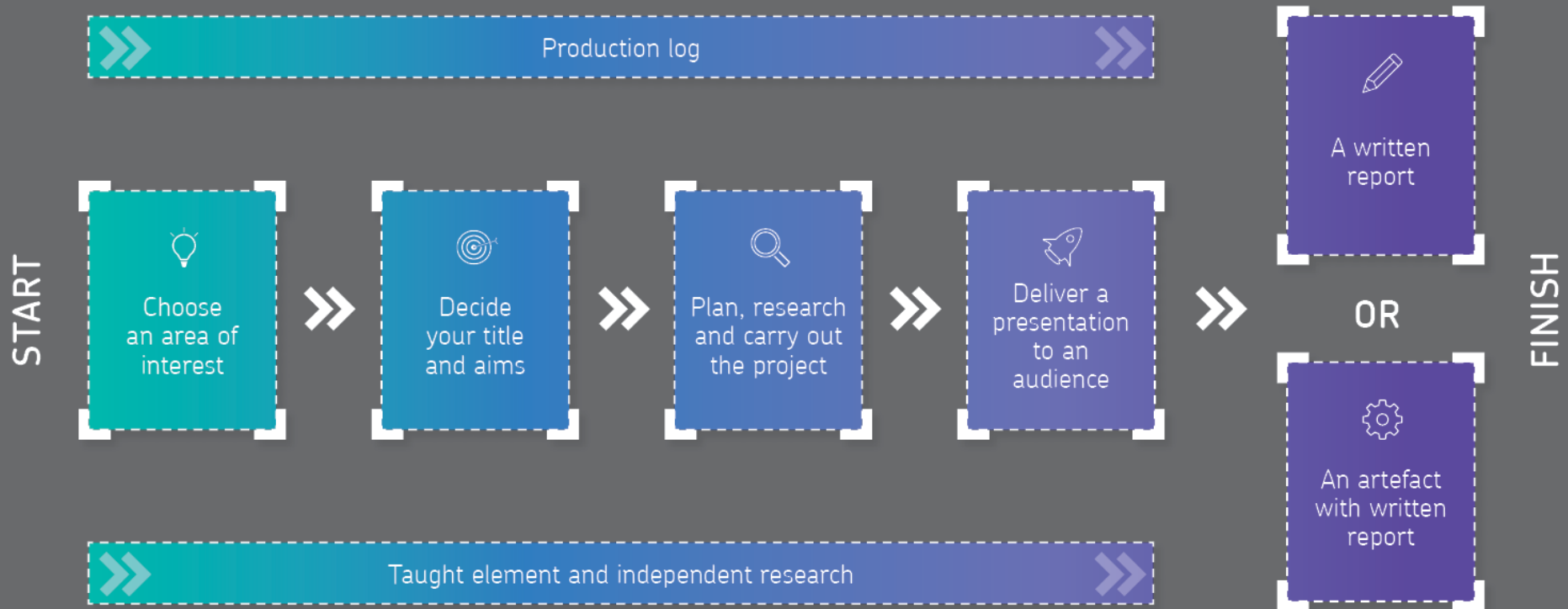
**Improve
your time
management**

**Build your
abilities in
conducting
research**

Discuss

- What do you think the EPQ involves?

Where your journey starts: what's in an EPQ?



Presenting your passion



Written report

5000 words

- a formal academic report
- research based
- fully referenced.



Artefact with written report

Minimum 1,000 word report and something you'd like to create, for example:

- an engineered piece of work; a robot or a model aeroplane etc
- a play that you've written and produced, and directed
- an original musical composition
- a computer programme or website.



Group projects

Got a shared vision?


Work in a group and create together, developing your individual EPQ along the way.

“You’re really only limited by your imagination.”

Jen Obaditch, AQA Head of Curriculum and former teacher



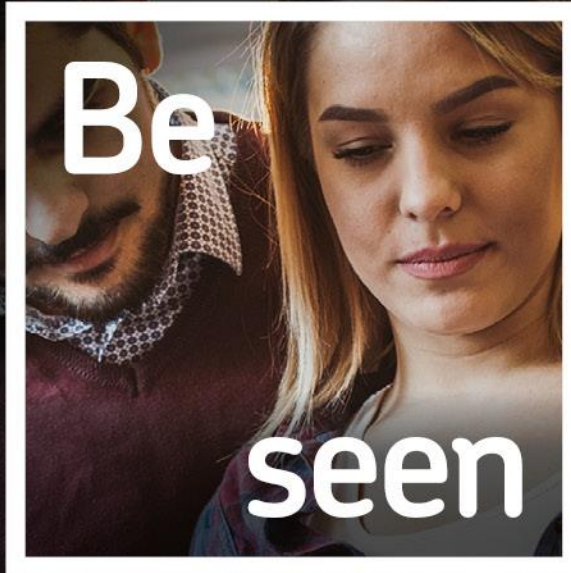
-
- You will be responsible for the project
 - You will choose the title
 - You will choose how you produce it
 - You will choose how to execute it



Independent Learning & Skills Overview

- Research and referencing
- Writing a structured essay or artefact
- Managing time over months
- Giving a presentation on your work
- Which skill will be most challenging or useful?

30 hours supervised learning...



30 hours supervised learning...

Your EPQ coordinator will guide you through 30 hours of learning.



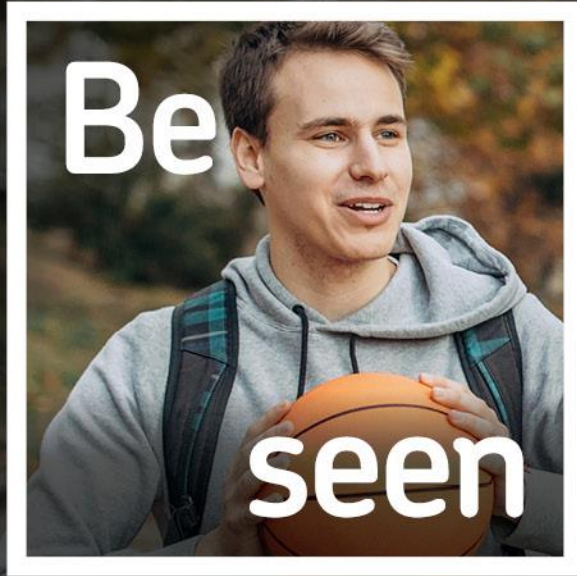
These may not be typical lessons and you could be:

- Learning from other staff members
- Visiting the library
- Completing online courses

You'll learn skills such as:

- how to develop titles, questions and proposals
- project management skills, including time management, planning techniques, and setting aims and objectives
- research methods, including research ethics, analysis and evaluation, risk assessment and data collection techniques
- report writing and presentation skills.

... at least 90 hours to be independent



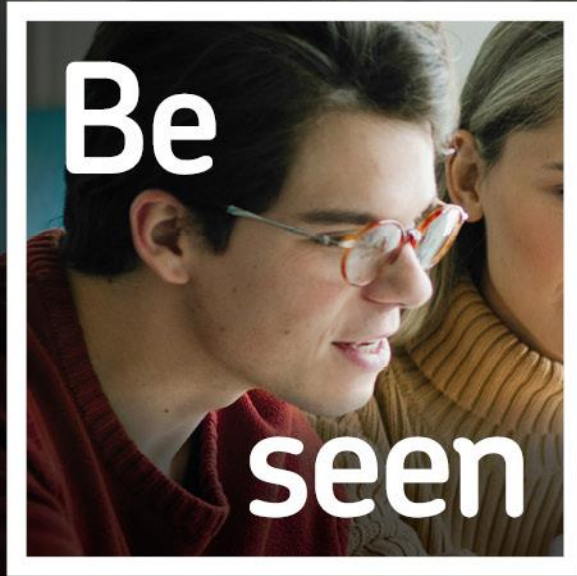
... at least 90 hours to be independent

Independent research is the foundation of the EPQ.

You'll:

- carry out detailed research that informs the project product outcome and format
- use a wide range of relevant resources
- perform critical analysis and evaluation of resources
- use a mix of sources to realise the project product outcome.

Log your progress and accomplishments



Log your progress and accomplishments

The production log is an ongoing record of your project's progress. It's a tool to track and manage the EPQ process. You will have ownership of it and it'll be completed by you and your supervisor and coordinator.

The production log records:

- the initial ideas, project proposal recommendation and approval
- meetings you have with your supervisor
- project planning, progress and decision making
- development of your project from the initial ideas to summary and reflection
- your live presentation and Q and A
- marking by your supervisor.



EPQ in more detail

A01 Manage the project: Clear aims and objectives, evidence of planning.

A02 Use resources: Well-focused research.

A03 Develop and realise: Autonomy, clear plan, well-written report, evidence of the journey.

A04 Review: Reflecting on what you have learned.

Material that is assessed:

- PRODUCTION LOG.
- Written REPORT.
- Record of the PRESENTATION.



An external moderator checks the marks given by your supervisor.

Your supervisor helps you through your project and marks the final version.

The centre coordinator oversees the whole process



How EPQ works alongside your A-levels

- *2 hour of study skills a fortnight taught in a classroom*
- *Tasks will be set for you to complete in the computer lessons based around putting the study skills into practice for your project*
- *3 hours of independent study time in a computer room (hopefully)*

- *Sep- May Y12 Study skills & working on project*
- *June Y12- presentations*
- *Sep Y13- hand in (marking & moderation)*
- *Nov Y13- work sent off*
- *Jan Y13- presentation & hand in (marking & moderation)*
- *May Y13- work sent off*

- *Centre Coordinator- Mrs Heath*
- *Supervisors- Mrs Heath, Mr Hibberd, Mr Cooper*

Don't just take our word for it!

It's really opened up so many different things for me, changed my whole lifestyle and it's really helped me at uni.

Kizzy, former student

I would have loved to have had the opportunity to learn referencing before going to university. It was always the thing that I really, really struggled with and was one of the reasons why I couldn't quite understand why I wasn't getting the marks that I wanted and I think EPQ students overcome that barrier almost straight away.

Dr Emma Thompson – 'Learn with US' transition leader at University of Southampton

What we see as teachers in the classroom is, the student developing some really wonderful skills, in terms of really growing as a human being, and growing as a young adult.

Jen Obaditch, AQA Head of Curriculum

If you want to get a head start on university-style work, the EPQ is great for introducing concepts like independent learning, research and time management.

Lucy, former student

What does a final project look like?

- [Final work](#)

What Could You Do an EPQ On?

- If you could research anything, what would it be and why?
- Write 2–3 ideas on post-its
- Prompt questions:
 - “What do you wish you were taught in school?”
 - “What do you argue about with your friends/family?”
 - “What hobby or interest do you already have knowledge in?”

Things to avoid

- Overly ambitious topics.
- Emotive issues.
- Where you have a personal axe to grind.
- Socially sensitive topics.
- Dual accreditation.
- Being too narrow or too broad.
- No research on the topic
- Topics where there is not a debate of some kind



Over the summer holiday

- Choose 3 possible EPQ topics e.g. personal interest, hobby or news story
- For each topic, explain the following points-
 - 1) Why does it interest you?
 - 2) Would it be an essay or an artefact?
 - 3) What do you already know about the topic?
 - 4) What do you want to find out?
 - 5) Are there any links with your A Levels?
 - 6) Can you find a website, article or documentary about your topics? Are they reliable and academic?
- Bring work to your first lesson
- Write down any thoughts/ideas/questions ready to discuss

Example of Mrs Heath's summer work

- Choose 3 topics of interest e.g. history, psychology, music
- History- WW1- lots of resources, interesting, need to define area, can do as not teaching so no crossover
- Psychology- can't do as I'm teaching despite interest
- Music- essay or practical (would bring in research elements)- primary research- questionnaire into link between music preferences & personality type based on first hand data collection & secondary prior academic research BUT needs careful thought about safety precautions, amount of people, type of music, type of personality etc